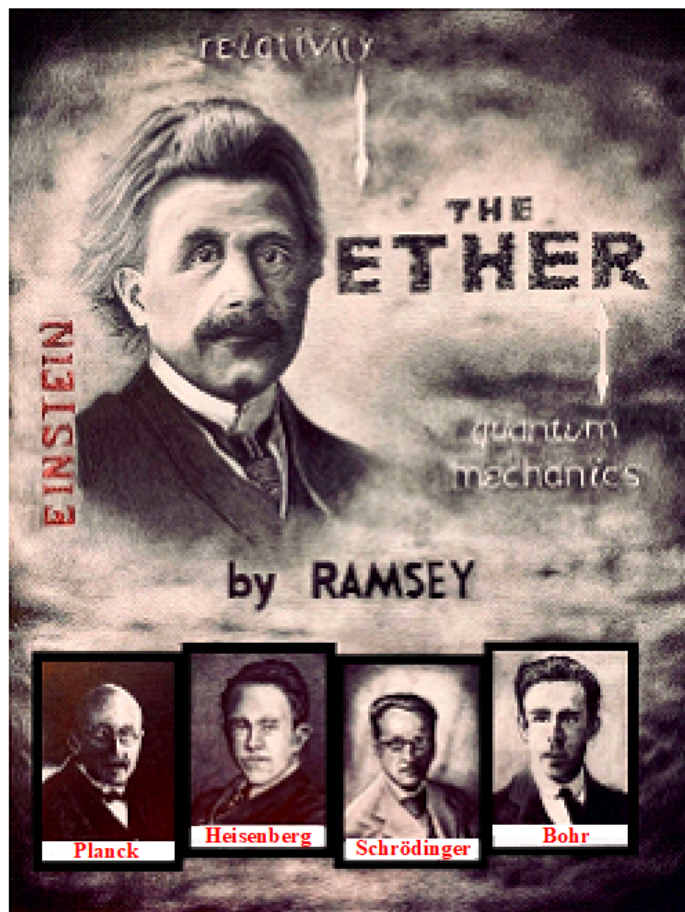

THE ETHER

Ramsey

John Chappell Natural Philosophy Society



 **John Chappell**
Natural Philosophy Society

JOHN CHAPPELL NATURAL PHILOSOPHY SOCIETY PUBLICATION

APPENDIX M

OVER-UNITY

Appendix M is divided into three sections:

- M.1. General Introduction.
- M.2. A Simplified Model of an Over-Unity Wheel.
- M.3. The Suppression of Pyridine Shift Scientific Theories and Breakthrough Inventions.

M.1 General Introduction

This appendix provides additional information regarding the subject of over-unity. This term presumes that the output of energy/work is greater than the input of energy/work.

The following is a definition of over-unity obtained online at:

<https://en.wiktionary.org/wiki/over-unity>

Over + unity = referring to the fact that an over-unity device should produce more energy than it receives as input. The term was coined to avoid patent rules that prevent impossible technologies such as perpetual motion machines being patented.

Many diverse individuals/scientists/inventors have avowed over-unity. Nevertheless, given the fact that their claims violate the supposed irrefutable law of the conservation of energy, their assertions are rejected/ignored/ridiculed.

Vis-à-vis the literature/news, there are numerous proclamations of over-unity, but the vast majority are very intricate and complicated, consequently, extremely perplexing to appreciate, if even real. Nevertheless, this appendix posits the concept of over-unity as delineated by the examples provided below.

M.2 A Simplified Model of an Over-Unity Wheel

The author now presents the simplest over-unity designs, the least complicated for the average novice to grasp and visualize as revealed in the following four websites. Please pay close attention, especially to the first website listed.

<https://www.youtube.com/watch?v=rbCnzsFjvQU>

<https://www.youtube.com/watch?v=88Z2x1MEex8>

<https://www.youtube.com/watch?v=rsBplmMDcRQ>

<https://www.youtube.com/watch?v=DsvP1CaiVjI>

The author has decided to make this specific section redundant, not for the sake of the physicist, for he/she will readily understand the concepts presented, but rather to underscore their significance. The author has composed it in this manner for the benefit of the apprentice.

For that reason, the same concepts are presented multiple times and from different perspectives. Hopefully, for the novice, this repetitive methodology will aid in his/her ability to grasp the ideas presented.

Now here is the explanation for the simplest design. See Figure M.1 below and the following description.

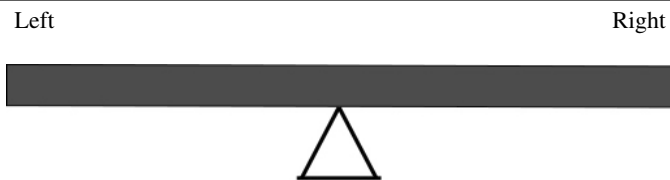


Figure M.1

A uniform flat rectangular board is balanced at its center utilizing a triangular wedge as illustrated, the latter of which represents the fulcrum. There is an equal amount of mass located on either side of the fulcrum, consequently the board is balanced.

See Figure M.2 below.

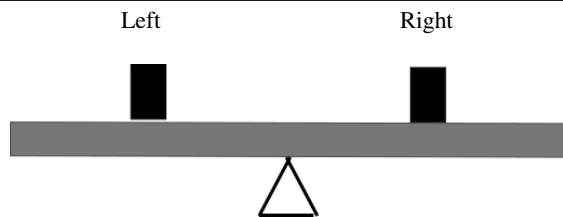


Figure M.2

Then on both sides of the fulcrum, identical/equal masses are placed exactly halfway towards the end of the board on each side. Observe that the entire structure still remains balanced, what's more, overall again, there is equal amount of mass positioned on either side of the fulcrum.

See Figure M.3 below.

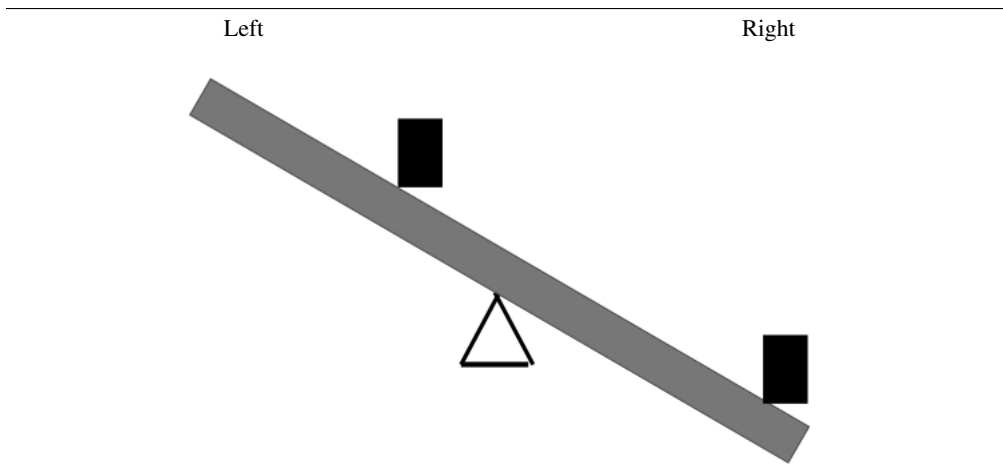


Figure M.3

Next, move the right mass to the end of the board on its side, while leaving the left mass as is. Observe that the board tilts down on the right. (There is now more torque on the right than the left, so the structure slants down on the right.) Discern that there is still equal **overall** mass on either side of the fulcrum; even so, the board is now unbalanced.

→What all this indicates is the center of the gravitational force and the center of balance do not always coincide←.

See definition below.

The three figures depicted above, with their descriptions, are confusing with respect to the classical/standard conception of the center of mass/gravity as explained by the following three quotes and subsequent discussions.

1. *In physics, the center of mass of a distribution of mass in space is the unique point where the weighted relative position of the distributed mass sums to zero. This is the point to which a force may be applied to cause a linear acceleration without an angular acceleration. Calculations in mechanics are often simplified when formulated with respect to the center of mass. It is a hypothetical point where entire mass of an object may be assumed to be concentrated to visualize its motion. In other words, the center of mass is the particle equivalent of a given object for application of Newton's laws of motion. In the case of a single rigid body, the center of mass is fixed in relation to the body, and if the →body has uniform density, it will be located at the center←. [Center of Mass - Wikipedia]*

2. *Mass is defined as "the quantity of matter composing a body." In every object, there is a unique point called "center of mass (CM)" around which the object's →mass is equally distributed in all directions←. **In other words, mass is balanced at the CM in all directions.***

http://oregonstate.edu/instruct/exss323/CM_Lab/Center%20of%20Mass.htm

→ **Discern the center of mass and the center of gravity are not the same thing. With respect to center of mass, mass is equally distributed on either side of the fulcrum whereas with reference to the center of gravity the mass is not necessarily equally distributed on either side of the fulcrum**←.

3. *If we push on a rigid object at its center of mass, then the object will always move as if it is a point mass. It will not rotate about any axis, regardless of its actual shape. If the object is subjected to an unbalanced force at some other point, then it will begin rotating about the center of mass.*

<https://www.khanacademy.org/science/physics/linear-momentum/center-of-mass/a/what-is-center-of-mass>

In summary, assuming the new inflowing ether premise, as stated in this appendix, is factual, then from the frame of the inflowing ether (gravity), which is the example as given above (figures M.1, M.2, and M.3), the center of balance and the center of gravitational force are not in all cases the same.

For reinforcement, again please review the websites as previously presented on the topic of over-unity. Keep in mind again the center of mass of an object is not the same thing as the center of a gravitational force exerted on an object.

<https://www.youtube.com/watch?v=rbCnzsfjvQU>
<https://www.youtube.com/watch?v=88Z2x1MEex8>
<https://www.youtube.com/watch?v=rsBplmMDcRQ>
<https://www.youtube.com/watch?v=DsvPIcAiVjI>

Observe that (first and last) in each instance, the wheel's pivot is located at the exact center of its overall mass/gravitational force (not the definition of the center of mass).

Additionally, on one side of the wheel (right), the mobile/movable peripheral masses shift/fall towards the outer-side of the wheel as compared to the opposing side (left). This is a function of gravity or by the terminology of this book, the accelerating factor of the inflow of space/ether. Accordingly, there is then more torque on that side (right) vs. the left. The overall wheel is now unbalanced. Yet the center of gravitational force is still located at the pivot.

The persistent asymmetrical torques, analogous to figures M.1, M.2, and M.3, cause the wheel to continually rotate in the direction of the side with the greater torque (right), moreover, without the classic input of energy/work. But in truth, the apparent over-unity is a product of the continuous accelerating factor of the inflowing ether as hypothesized in this publication titled **The Ether**.

Rotational physics (torque) is distinct from translational physics (Newton $F = ma$).

Force

In physics, a force is any interaction that, when unopposed, will change the motion of an object. (1) A force can cause an object with mass to change its velocity (which includes to begin moving from a state of rest), i.e., to accelerate. Force can also be described intuitively as a push or a pull. A force has both magnitude and direction, making it a vector quantity. It is measured in the SI unit of newtons and represented by the symbol F .

The original form of Newton's second law states that the net force acting upon an object is equal to the rate at which its momentum changes with time. If the mass of the object is constant, this law implies that the acceleration of an object is directly proportional to the net force acting on the object, is in the direction of the net force, and is inversely proportional to the mass of the object. [<https://engineeringunits.com/fma-calculator/>]

This definition refers to only linear or translational motion.

Torque

Torque is a measure of how much a force, acting on an object, causes that object to rotate. The object rotates about an axis, which we will call the pivot point. In other words, torque is the cross product between the distance vector (the distance from the pivot point to the point where force is applied) and the force vector, "a" being the angle between \mathbf{r} and \mathbf{F} .

Imagine pushing a door to open it. The force of your push (\mathbf{F}) causes the door to rotate about its hinges (the pivot point, O). How hard you need to push depends on the distance you are from the hinges (r) (and several other things, but let's ignore them now). The closer you are to the hinges (i.e., the smaller r is), the harder it is to push. This is what happens when you try to push open a door on the wrong side. The torque you created on the door is smaller than it would have been had you pushed the correct side (away from its hinges).

<https://www.physics.uoguelph.ca/tutorials/torque/Q.torque.intro.html>

Observe, this definition refers to only rotational motion.

Once again for emphasis, please refer to Figure M.4 below (a repeat of Figure M.3).

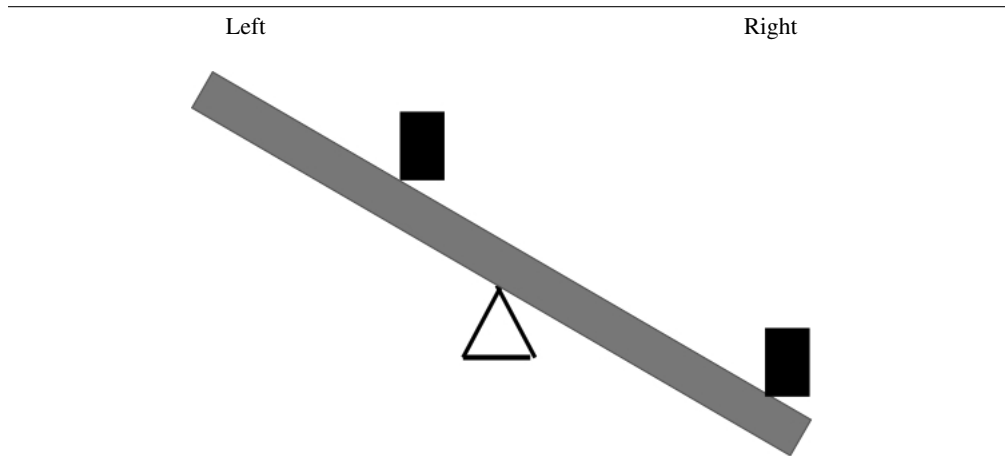


Figure M.4

1. Descriptions are simplified for the novice.
2. As in Figure M.3/M.4, the center of the overall gravitational force is located at the pivot.
3. The torque on the right is a function of the gravitational force exerted on the entire mass of the right half of the board plus the force of gravity applied to the peripheral mass (the later located at the end of the board's right side) times the overall sum of all the distances to the pivot. This function produces a given amount of torque at the pivot. (This is a simplified description). Now assume the value of this torque is defined as A.
4. The torque on the left is a function of the gravitational force exerted on the entire mass of the left side of the board plus the force of gravity applied to the center mass, this time located midway relative to the board's left side, times the overall sum of all of the distances to the pivot. This function creates a torque at the pivot (simplified description). Presume there is a given value of this torque but this time defined as B.
5. Since the mass on the left is located halfway relative to the end of the board but on the right at the very end of its side, torque A is then greater than torque B.
6. For that reason, overall the board with its masses tilts down to the right. (The right half tilts down and the left side slants up.)
7. Again, please review the definitions of force and torque as just presented.
8. The force times the **overall mass** is equal on each side of the fulcrum (linear physics = Newton), but the force times distances (torque) is greater on the right (rotational physics).
9. Rotational physics is what actually occurs.
10. Accordingly, one cannot use Newtonian physics (linear physics) to describe/understand/explain this example, moreover, derived devices/inventions (see below).

Please refer to figures M.5 and M.6.

Figures M.5 and M.6 are a picture and a schematic of "Big Perpetuum Mobile," which refers the website cited below. This is the least complicated design to explain/visualize. Please visit and review that site, before reading the following explanation.

<https://www.youtube.com/watch?v=rbCnzsFjvQU>



YouTube "Big Perpetuum Mobile"

Figure M.5 [Fair Use]

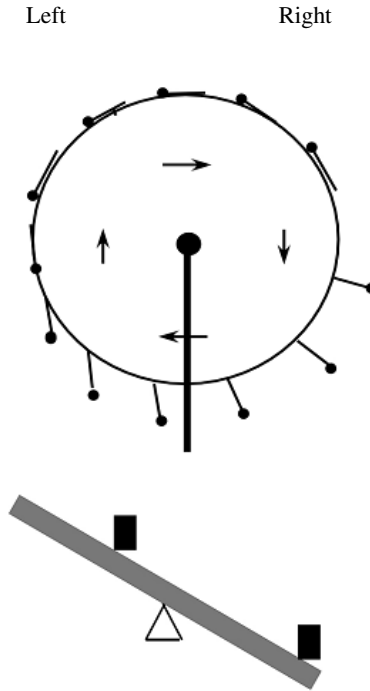


Figure M.6

*Upper M.6 is a schematic of Figure M.5. Arrows represent the direction of rotation of the wheel.
Lower M.6 is somewhat similar to upper M.6 in that the torque is greater on the right compared to the left.*

Explanation of the "Big Perpetuum Mobile" wheel:

1. The center of the force from gravity of the entire structure/wheel is located at the pivot.
2. On the right, as the movable bar flips out/falls peripherally from gravity, there is then more torque produced compared to the left side whereby the bar is located inwards and more towards the pivot.
3. The asymmetrical torques generated then induces the wheel to rotate clockwise to the right.
4. In turn, this causes the next upper adjacent movable bar to come into position, so it too can flip out/fall peripherally from gravity/inflow of space. This ongoing function again effects a net asymmetric torque producing rotation to the right.
5. In succession, the same process repeats itself, again and again, and so on and so forth infinitum.
6. The explanation given above is fairly straightforward, but in fact, the true functionality of this machine is much more multifaceted as now conveyed.
7. This is because during the "fall" (time of flight) of the bar on the right, the overall mass on the left side of the wheel is then greater compared to the right side. So during this "time of flight frame," the wheel rotational rate slows, assuming it already is rotating clockwise to begin with.
8. Additionally, as noted in the video, as the bar on the right ends its fall when it interacts with the wheel, this development adds angular momentum/velocity/rotation to the wheel rotating to the right (clockwise).
9. However, when the wheel's rotational velocity to the right increases, the "time interval of flight" of the "falling" bar also increases. So, for that added interim (time), the mass on the left remains greater relative to the right side, thus slowing rotation.

10. Furthermore, as the wheel's rotation rate increases to the right (clockwise), there is less momentum added to the wheel whenever the falling bar interacts/stops relative to the wheel.

11. Discern that the above functions (7, 9, and 10) counteract the asymmetrical torques which produce the primary initial rotation to the right as illustrated in figures M.1, M.2, and M.3.

12. As a result, there is an equilibrium involving all the above functions/forces, which maintains a constant rate of rotation clockwise as depicted in the video.

13. Fundamentally, the primary driving force for rotation to the right (clockwise) is a function of the asymmetrical torques being greater on the right than the left. But as the rotation velocity increases, functions 7, 9, and 10, as described above, come into play until there is an equilibrium.

14. Again, the primary driving force for continuous rotation without apparent energy input is a function of the asymmetrical torques as depicted/theorized/posited vis-à-vis figures M.1, M.2, and M.3.

15. To all intents and purposes, this is a perpetual motion machine exhibiting over-unity.

16. The **overall mass** on each side of the fulcrum is the same and the force from gravity (inflow of space) is also identical on each side.

17. Essentially $F = ma$ on one side of the fulcrum is equal to $F = ma$ on the other side. In other words, there is no imbalance of linear Newtonian $F = ma$ because it is equal on both sides.

18. Therefore, given the assumptions of only linear Newtonian physics ($F = ma$), there is no underlying reason for it to rotate; nevertheless, it does.

19. Alternately, regarding rotational physics, the torque is greater on the right vs. the left, so in fact as shown, it rotates.

20. What all this indicates, as already stated above, is that Newtonian linear physics ($F = ma$) is distinct from rotational physics (torque).

21. For that reason, one cannot explain/understand this device by utilizing Newtonian physics but rather only with rotational physics.

22. So where does the over-unity force/energy originate from? It cannot be from gravitational potential energy, because after 360 degrees of rotation, the wheel is back to its starting point. This is the law of conservation of energy.

23. Once again, energy is drawn from the continuous accelerating factor of inflow of space/ether (gravitational field), to some extent, analogous to the production of energy as a function of water falling from a dam. **See Chapter 2**

The author has one more reflection. Numerous other experimenters have proclaimed over-unity inventions. Even so, given that they all contradict the law of conservation of energy, they are ridiculed, ignored, and perhaps, even suppressed. However, if the device described above eventually proves valid (Big Perpetuum Mobile), which the author believes is true, then the classic law of conservation of energy is in erratum. Presuming this is so, this opens a pathway for acceptance by the scientific community, moreover, even perhaps, for all of mankind of the potential for other over-unity inventions. Hopefully then, closed minds will then be open to new concepts, ideas, and developments, including other over-unity devices.

M.3 The Suppression of Paradigm Shift Scientific Theories and Breakthrough Inventions

The following topic is highly controversial. As such, the author hesitates to even write about it.

The subject matter is this:

Why are new scientific discoveries/inventions/ theories habitually suppressed and ridiculed, furthermore, their originators punished such as Copernicus (death) and Galileo (imprisonment)? In addition, Newton was reluctant to publish his paper titled *Philosophic Naturalis Principia Mathematica* but eventually did so, however, only with help/protection from some of the English nobility. By the same token, regarding present-day inventors/engineers (like Eric Laithwaite), they are time and again ignored, ridiculed, and even ostracized.

To understand why, one must recognize what is, in fact, true human nature. Accordingly, by necessity, this section involves politics and religion, very delicate subject to deliberate, moreover, not the usual subject matter appropriate for scientific papers.

→However, before proceeding, the author acknowledges that human behavior/motivation is highly complex and multifactorial. Therefore, the following premise is just one aspect among many←.

Generally, regarding all human societies, there are the rulers and the others, the oligarchy and the general population. The real battle/conflict is always between central government control (oligarchy) versus individual liberty of the general population.

For instance here is a list.

- | | |
|---------------|----------------------|
| 1. Communism | 11. Czars |
| 2. Capitalism | 12. Mercantilism |
| 3. Socialism | 13. Religious rulers |
| 4. Nazism | 14. Mullahs |
| 5. Caliphate | 15. Chiefs |
| 6. Kings | 16. Autocracy |
| 7. Emperors | 17. Totalitarianism |
| 8. Pharaohs | 18. Despotism |
| 9. Dictators | 19. Fascism |
| 10. Theocracy | 20. Nobility |

It is the author's opinion that all these terms have one thing in common: There is the ruler and those who support him/her (oligarchy).

And then, there is the general population, basically, the serfs/cattle/sheep whom they control in order to serve them.

The conflict then is always between the oligarchy and the general population. In the United States, our founding fathers knew this. This is why we have a Constitution, including the separation of powers, as well as The Bill of Rights. In addition, without the implementation/enforcement of those documents, there would be no middle class; what is more, almost all power and wealth would be concentrated in the hands of the oligarchy.

Although not outwardly apparent, we in the U.S. still have a hidden oligarchy; this is called the deep state or shadow government.

Below is a definition of the deep state.

The deep state is an alleged secret network of especially nonelected government officials and sometimes private entities (as in the financial services and defense industries) operating extralegally to influence and enact government policy. The power of the deep state comes from experience, knowledge, relationships, insight, craft, special skills, traditions, and shared values. [www.merriam-webster.com]

Below is a definition of the shadow government.

The shadow government is a network that denotes "individuals and groups bound together by a common ideological worldview that takes precedence over norms of democratic governance." According to this ideology, the shadow government is the true executive power, subservient to the official elected government. [www.aclj.org]

Our deep state/shadow government includes bankers, industrialists, old royalty of Europe, economically very powerful individuals, such as the Rothschilds, Soros, Soursuers, Rockefellers, Bezos, and the Saudi royal family.

In fact, most of the wealth of our nation is in the hands of a select few (oligarchy). Even so, the liberty we still possess, unlike some other societies, has allowed our population/middle class to accumulate and retain significant power and wealth.

So, regardless of whether there is communism, capitalism, socialism, Nazism, or theocracy, the oligarchy always possess/accumulate the vast majority of wealth and the general population maintains/produces that wealth for them. It does not matter what the system, the rulers are always wealthy and, with that wealth, comes control over their populations.

Basically, the oligarchy controls and manipulates the general population for their own benefit, power, and wealth by different means. These mechanisms include.

- | | |
|---|--|
| 1. Religion | 24. Food |
| 2. Propaganda (main stream news) | 25. Water |
| 3. Shaping the narrative | 26. Language |
| 4. Economics | 27. Words |
| 5. Employment | 28. Environmental regulation |
| 6. Banking | 29. Health care |
| 7. Taxes | 30. Retirement |
| 8. Surveillance | 31. Control of travel |
| 9. Assassination | 32. Face recognition technology |
| 10. Social media | 33. Control of weapons |
| 11. Debt | 34. Screening for security |
| 12. Loans | 35. Military |
| 13. Credit | 36. Police |
| 14. Entertainment | 37. CIA, FBI, NSA |
| 15. Distraction | 38. IRS |
| 16. Laws | 39. Slavery |
| 17. Weather control | 40. The alpha male/female |
| 18. Chemtrails | 41. Psychologically divide and control the population (divide and conquer) |
| 19. Energy | 42. The keeper of politically correct knowledge (supposed correct knowledge) like scientific theories (alpha male/alpha female/professors) |
| 20. Peer pressure | |
| 21. Control of currency (e.g., Federal Reserve) | |
| 22. Psychology | |
| 23. Educational system | |

Now, sometimes the control is overt, such as with Hitler or Stalin. At other times, it is subtle/hidden as in the European Union. Pertaining to the European Union, the parliament is elected and can vote on new laws, but only the commissioners can propose that legislation. The commissioners are appointed—by whom?—the oligarchy. So the population of the EU only thinks it is a democracy—not real.

So, in summary, whatever/whomever threatens the oligarchy's control mechanisms is then suppressed, ridiculed, ignored, imprisoned, and even at times, killed or assassinated.

"To find out who rules over you, simply determine who you are not allowed to criticize." (Voltaire)

Fundamentally, this is the reason why new scientific discoveries and inventions are often suppressed and ridiculed, furthermore, their originators punished like Copernicus (death) and Galileo (imprisonment). **Principally, they threatened the oligarchy's power and control over their populations.**

What this all indicates is that if the concept/theories and potential inventions as hypothesized in this book are proven correct, this fact then endangers the oligarchy's control structures over their populations. As such, there would be extreme opposition to their acceptance, especially regarding their economic implementation. This is assuming they could not control them for their own advantage and profit.

So, at least for now, this author wishes to remain anonymous. There are minor reasons, such as resistance from mainstream physicists to new ideas from a novice who is not part of their hierarchy, resistance from industry related to new inventions that destroy profits, resistance from the military in order to sequester for advantage, and finally, and most importantly, resistance from the true hidden deep state governments in order to maintain the central control mechanisms over their populations.

But the major reason for remaining anonymous is encoded in the letters as follows (A. g. f. t. L. U. i. i. p. f. m., a. o. m.). As for now, this encrypted message will remain concealed, until, moreover, if this book's theories ever come to light. If so, compared to what these initials represent, then all that lies within this article then shrinks to insignificance.

Presuming the theories presented in this article are valid, furthermore, derived inventions come to fruition, then in the author's opinion, this will result in a paradigm shift relative to all of human history.

But as always with great change, there is enormous conflict as different factions vie to keep or newly obtain wealth, power, and control. And so, before the dawn of a new era, comes the night.